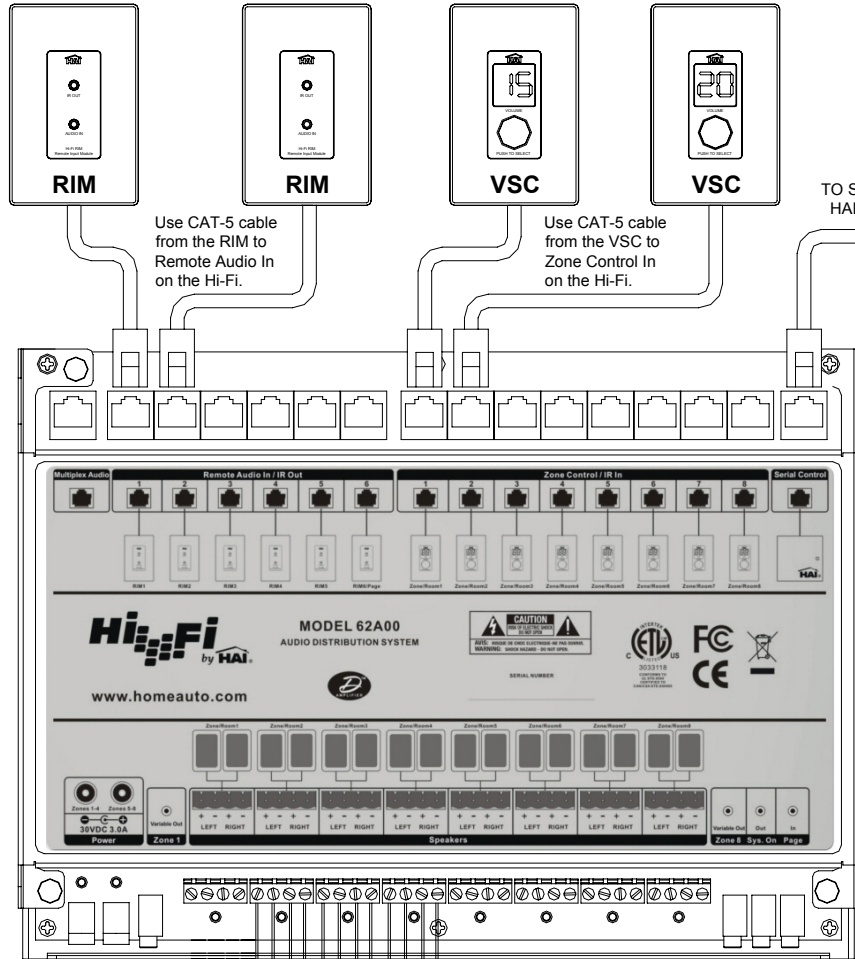


Remote Input Module - allows any source from anywhere in the house to be listened to in any or all zones. It also has an IR emitter port for routed IR commands from the VSC.

Volume-Source Control - control volume and select source, in addition to adjusting bass, treble, balance, and source gain. It also has an infrared receiver.

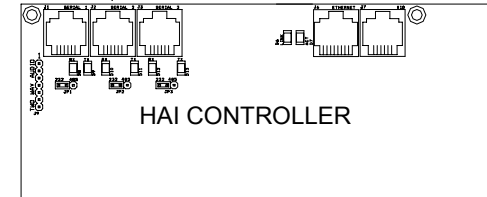


Use CAT-5 cable from the RIM to Remote Audio In on the Hi-Fi.

Use CAT-5 cable from the VSC to Zone Control In on the Hi-Fi.

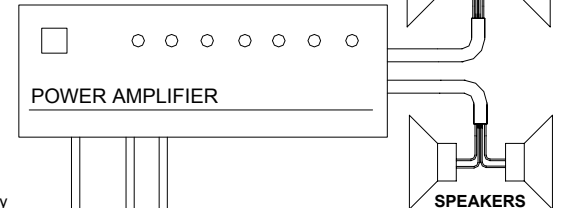
TO SERIAL PORT ON HAI CONTROLLER

Connect to HAI controller to select zone and source, and control volume and power from an OmniTouch touchscreen or via controller program.



HAI CONTROLLER

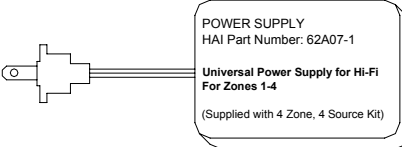
Hi-Fi has 2 variable outputs (Zone 1 and Zone 8) that allow you to deliver more power to the zone speakers through an optional power amplifier.



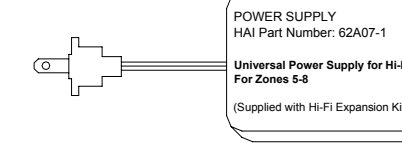
Connects to Relay or Switch

SPEAKERS

One 62A07-1 Power Supply is used to power Zones 1-4. A second 62A07-1 Power Supply is used to power Zones 5-8.

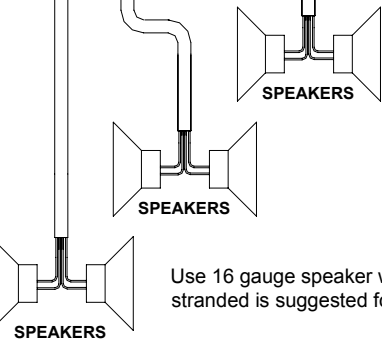


POWER SUPPLY
HAI Part Number: 62A07-1
Universal Power Supply for Hi-Fi
For Zones 1-4
(Supplied with 4 Zone, 4 Source Kit)



POWER SUPPLY
HAI Part Number: 62A07-1
Universal Power Supply for Hi-Fi
For Zones 5-8
(Supplied with Hi-Fi Expansion Kit)

Use 16 gauge speaker wire (4 conductor stranded is suggested for neat installation)



SPEAKERS

SPEAKERS

SPEAKERS